
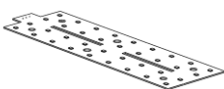
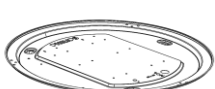
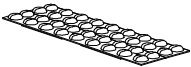
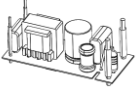
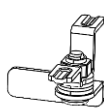


## Dismantling Recommendation on Disposal at End of Life

### •Composition Explanation –Ceiling Type A



Plastic part	Electrical part	Metal part
Cover 	PCB 	Base 
Lens 	Driver PCB 	Clip 
Other small plastic part: -Deco rim -Terminal block -Connector -Driver box -Others	Other small electrical part - Sensor PCB	Other small metal part -Screws

#### Dismantling

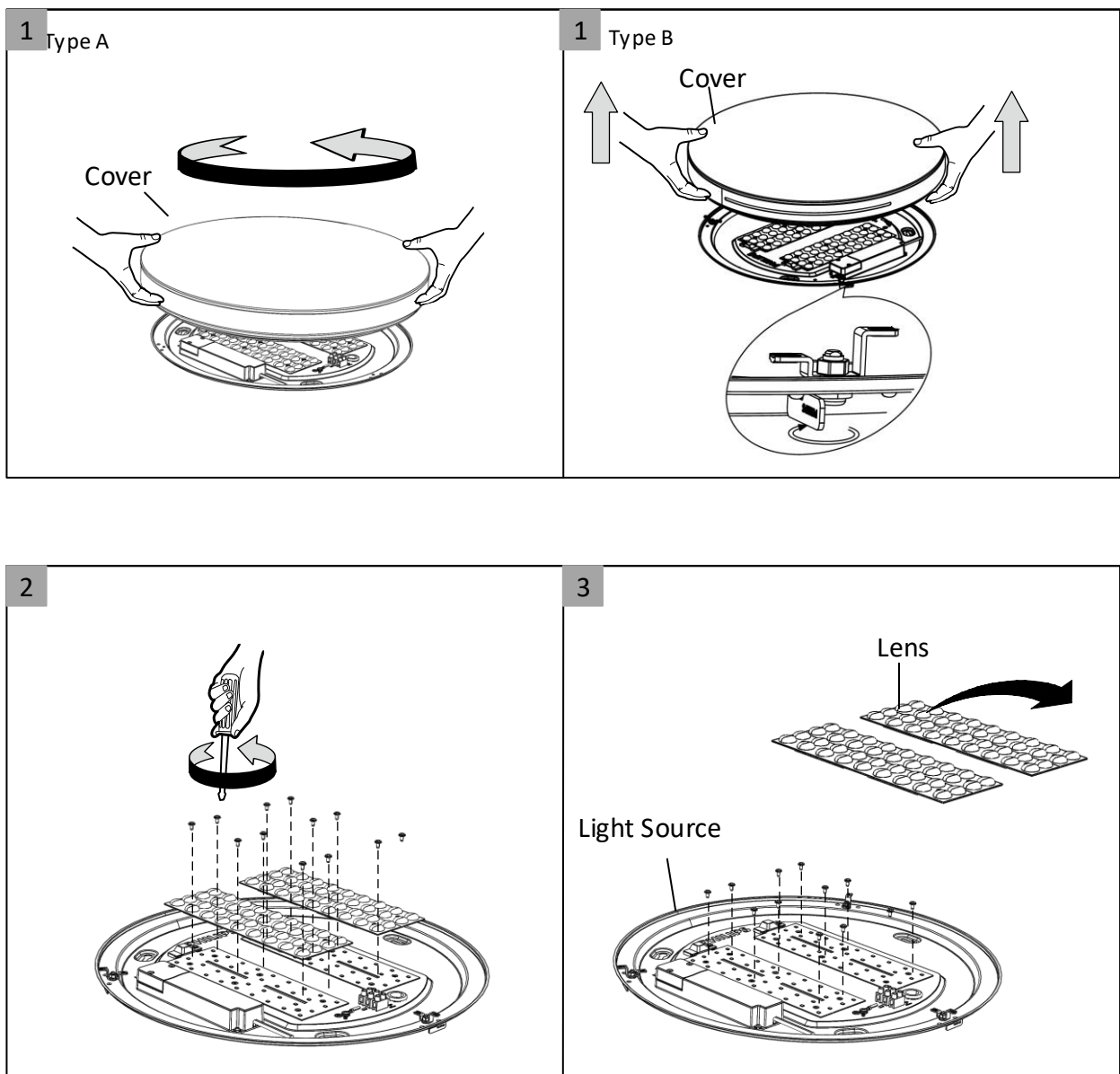
- Steps: refer to disassembly instruction
- Type: without permanent damage

#### Recommendation on disposal

- Plastic part: reuse and recycling
- Electrical part: incineration and disposal
- Metal part: recycling

Philips and the Philips shield Emblem are registered trademarks of Koninklijke Philips N.V

### •The Steps to Remove the Components



Philips and the Philips shield Emblem are registered trademarks of Koninklijke Philips N.V